

Vermont Collections & Trends

Working Group on the Status of Vermont Libraries
Meeting
April 21, 2023

Lauren Kelley, Technical Services Consultant
Joshua Muse, Library Technology Consultant
April Shaw, Government Services Consultant

Overview

- Vermont Department of Libraries Collections & Resources
- Interlibrary Loan (ILL) & Courier System
- Public Library Collection Data & Trends
- Impact of COVID on Collection Data & Trends
- National Collection Trends
- Vermont's National Ranking Collection Data & Trends

State Statutes Relating to VTLIB

§ 605. Duties and functions of the Department of Libraries

- (1) A law library to serve the Supreme Court, the Attorney General, other members of the Judiciary, the legal profession, members of the Legislature, officials of State government, and the general public.
- (2) A collection of federal documents.
- (3) An information and reference service to State government, including a comprehensive collection of current information relating to matters of public policy and topics pertinent to State government.
- (4) A general library collection of a sufficient size and scope to reinforce and supplement the resources of local and regional libraries. All materials of the Department of Libraries shall be available for free circulation to all citizens, institutions, and organizations under regulations of the State Librarian except that the State Librarian may restrict rare or reference-type materials to one location. The Department shall arrange, classify, and catalog all materials in its custody and provide for their safekeeping and shall rebind books as needed. The Department shall provide service to other libraries in the State, schools, and individuals and may provide service by mail or book wagon or otherwise.
- (5) A service of advice and consultation to all libraries in the State, in order to assist them in realizing their potential. This service shall be provided at a regional level as well as at the State level. The Department may provide centralized cataloging and other related technical services to libraries in the State to the extent feasible.
- (6) All libraries in State correctional institutions and all State institutions for the treatment of persons with a mental condition or psychiatric disability and persons with an intellectual disability.
- (7) Reading materials for persons who are blind and persons with a physical disability.

<https://legislature.vermont.gov/statutes/chapter/22/013>

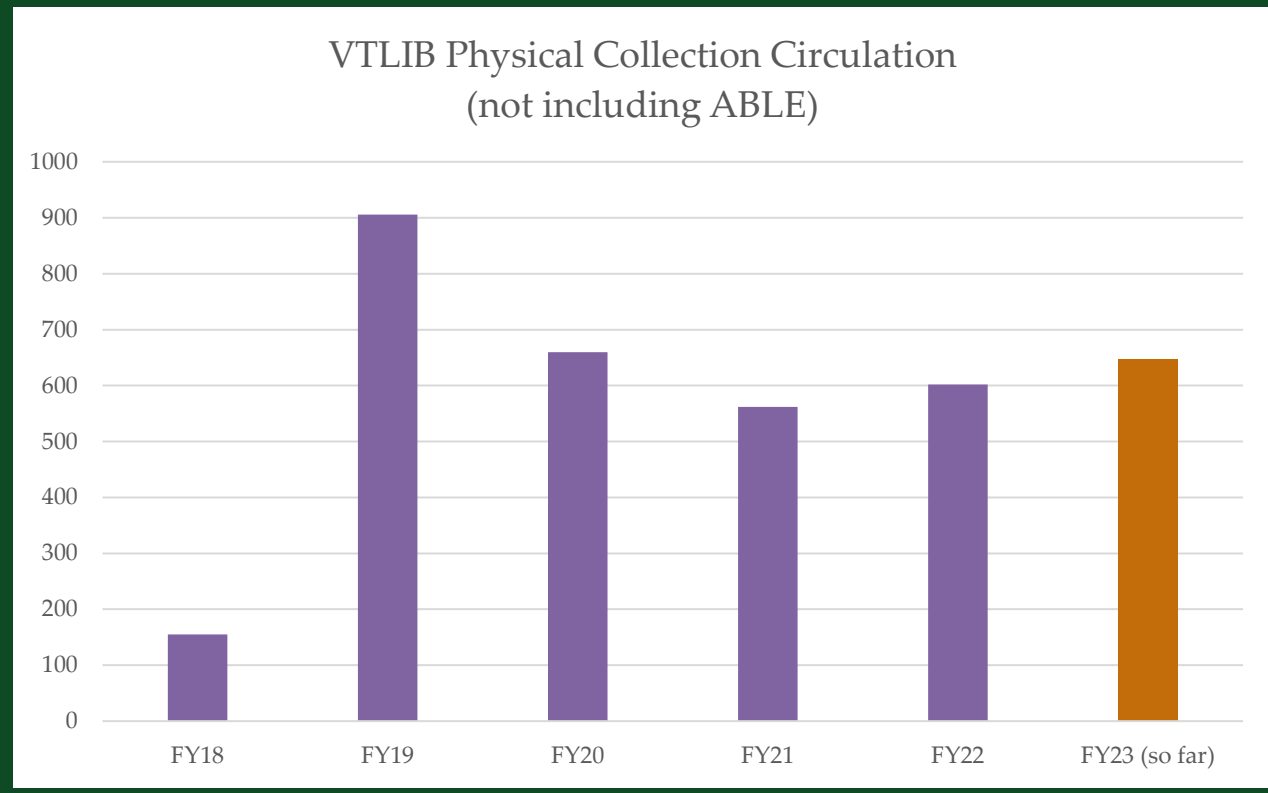
Vermont State Library Collections

- 18,000 physical books
 - 1,060 Library Science for VT librarians
 - 60 Professional Development for State employees
- 5,000 government documents
- 85 serial subscriptions

The State Library's collections focus on Vermont history, Vermont law, Vermont authors, Native Americans, Library Science, State Employee Professional Development, and a youth collection.



State Library Collections Usage



What is checked out? Primarily book discussion sets, with a much smaller number from the youth, Vermont, and library sciences collections.

ABLE Collections

(Audio, Braille, Large Print, Electronic)

- 12,000 Large Print books
 - Deposit collections to supplement collections at public libraries
- 280 Braille books
- 350 Accessible Youth items
- Talking Books on cartridges
- 111,000 books on demand through the BARD program



ABLE Library Collections Usage



Circulation (FY 2022)

- 9,367 Large Print Books
 - 6,937 ABLE patrons
 - 2,268 Public library deposit collections
 - 162 Large print ILLs
- 92,989 Digital Talking Books
- 14,834 BARD eAudiobooks
- 781 BARD eBraille

Discounted Rates on Library Collections

Massachusetts Higher Education Consortium (MHEC) Purchasing

Libraries receive a discount on purchases from collections vendors like Baker & Taylor, Ingram, Midwest Tapes, Blackstone, Brodart.

<https://libraries.vermont.gov/services/mhec-purchasing>



Department of Libraries Legal Resources

- VTLIB holds a contract with Westlaw to allow departments to sign up for access to the Westlaw Database for their employees.
- Legal Resources for the public through Community Legal Information Center (CLIC)
 - Access to Vermont Law and Graduate School law library collections in Randolph, VT
 - Access to legal reference services
 - Legal self-help books available for interlibrary loan



Interlibrary Loan Usage

The statewide interlibrary loan service (CLOVER) is a web-based program that connects to any library catalog with a Z39.50 connection. This allows live searches of those catalogs so that only libraries with the item available are sent the request. Every library in the state has an account and can access the system to send requests to borrow items. Libraries are able to set lending policies for item formats, locations, and statuses.

Currently active on CLOVER are:

- 149 public libraries
- 64 school libraries
- 6 academic libraries
- 1 special library

Filled Requests:	
State Fiscal Year	Total
2019	51,485
2020	39,155
2021	45,319
2022	51,425

Filled Requests:	
Fiscal Year 2023	Total
Q1	13,908
Q2	12,270
Q3	15,561
Q4 Projection	~15,000

Interlibrary Loan & Courier System

In 2015 the Vermont Department of Libraries (VTLIB) and the Green Mountain Library Consortium (GMLC) partnered on a pilot courier system for interlibrary loan among public libraries in Vermont. The pilot period began on January 25, 2016 and was a great success. VTLIB took over full administration of the Vermont Library Courier system on March 1, 2018. As the program expanded in subsequent years it has remained highly successful. In this program VTLIB contracts with Priority Express, a commercial courier service. When new libraries are enrolled, Priority Express works with them directly to decide upon the pickup location and schedule. Libraries can sign up for up to five stops each week. The more frequent the delivery, the faster the service to patrons.

The Interlibrary Loan Courier System is available for libraries to sign up. VTLIB manages this program including the contract warehousing, bins, and transport bags for this service. VTLIB provides an annual grant for public libraries participating which covers half the cost of one stop per week. For the most recent grant period (October 1, 2022 – September 30, 2023) that was \$571.35 for each library that applied and met the criteria. In total VTLIB spent \$60,563.10 in courier grants for the latest round.

Currently on the courier system are:

- 124 public libraries
- 7 school libraries
- 3 academic libraries
- 1 special library

Items sent through courier:	
State Fiscal Year	Total
2019	100,069
2020	81,386
2021	115,726
2022	122,843

Items sent through courier	
Fiscal Year 2023	Total
Q1	34,183
Q2	32,122
Q3	34,257
Q4 Projection	~33,000

Interlibrary Loan: COVID19 Impact

In March 2020 the COVID-19 pandemic led to the six-week closure of the courier system, as well as to libraries pausing interlibrary loan and/or implementing quarantine procedures for their materials. Most libraries restarted courier services by October 2020, except for Haskell Library which waited until border regulation changes were implemented in April 2021.

In 2021 we were able to use IMLS ARPA funds to increase the amount of the courier grants for the period of October 1, 2021 – September 30, 2022. Libraries were offered grants that covered half the cost of one stop per week if they had one stop per week. Libraries with multiple stops per week were eligible for a grant to cover the cost of one full stop per week. This led to four libraries adding a second stop per week, three of whom continued with the second stop after the grant period ended. In total, the grants for this period cost \$74,074.26.

Resource Sharing: Databases

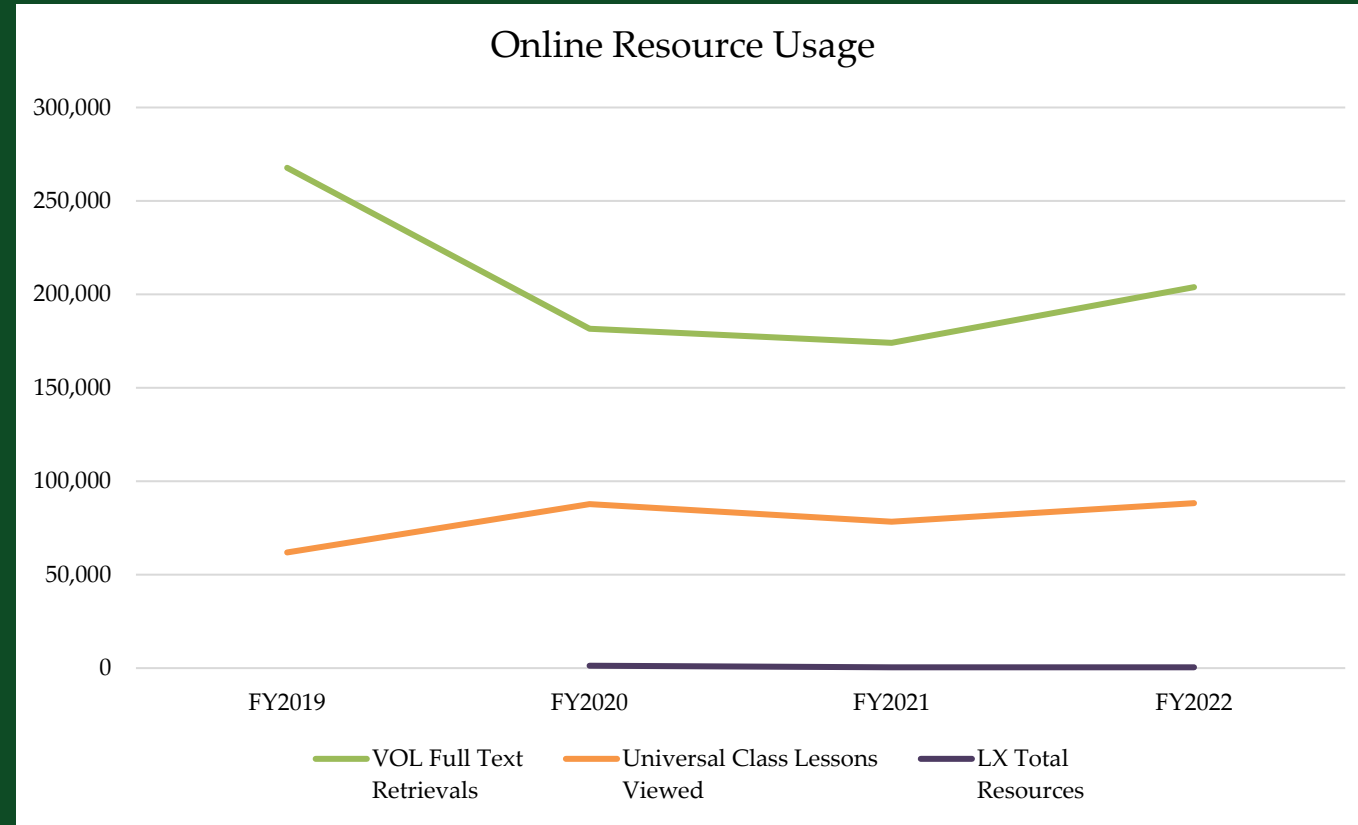
- Vermont Online Library – Fifty databases from Gale Cengage that is available free for all Vermonters. The databases include more than 60,000 full text titles and 95,000 indexed titles. Resources are available for all age ranges from elementary to college to adult professionals. These databases all have a host of accessibility tools built in, making them truly accessible to every Vermonter.
- LearningExpress – With resources covering everything from careers, job hunting, resumes and cover letters to high school homework support and citizenship test resources there is something for everyone in this database.
- Udemy – A collection of over 14,000 video courses available to Vermonters through their public libraries, covering a huge range of professional skills and hobbies.

Resource Sharing: Database Usage

Period	VOL			Universal Class					Learning Express	
	Sessions	Searches	Full Text Retrievals	Registrations	Courses Started	Lessons Viewed	Videos	Student Submissions	Registration	Accessed Resources
FY2019	433,090	73,856	267,720	1,218	2,757	61,976	45,420	38,115		
FY2020	277,653	541,055	181,716	1,376	3,384	87,749	49,880	52,723	584	1,261
FY2021	271,491	444,662	174,157	756	2,431	78,363	50,263	29,376	273	508
FY2022	353,415	503,477	203,911	778	2,620	88,282	60,116	37,570	312	479

*Universal Class will end 2023
GALE presents Udemy begins

Resource Sharing: Database Usage



Resource Sharing: Database Costs

Product	Vendor	FY23 (current cost)	FY24	FY25	FY26
VOL	Gale Cengage	\$253,500	\$273,000	\$273,000	\$273,000
Learning Express	EBSCO	\$49,050	\$49,380	\$53,000	\$53,000
Universal Class	Overdrive	\$25,000	\$30,000	\$30,000	\$30,000
Palace Project	Lyrisis	\$20,575	\$21,604	\$22,684	\$23,819
Total		\$348,125	\$373,984	\$378,684	\$379,819
Year Over Year Increase			7.43%	1.26%	0.30%

Resource Sharing: The Palace Project

- 3,162 English eBooks
- 3,305 English eAudiobooks
- 1,156 Non-English materials
- 187 professional library resources for VT librarians
- 92 professional development resources for state employees



This collection of eBooks and eAudiobooks, for every age and taste, serves as a core collection at no cost to libraries or readers. Consisting of diverse authors and topics, Vermont award winners, and Vermont-related books. Non-English titles support libraries serving their migrant worker communities, existing refugees, and new Americans in the state.

The Palace Project App enables access to resources from many publishers and vendors. Libraries can add to these resources based on their local needs and funding, specifically for their patrons from multiple vendors.

Resource Sharing: Palace App Usage



The Palace Project platform launched in June 2022, when it began being built out, library-by-library. There are currently 70 public libraries within the platform, with an additional 59 slated for the next onboarding phase.

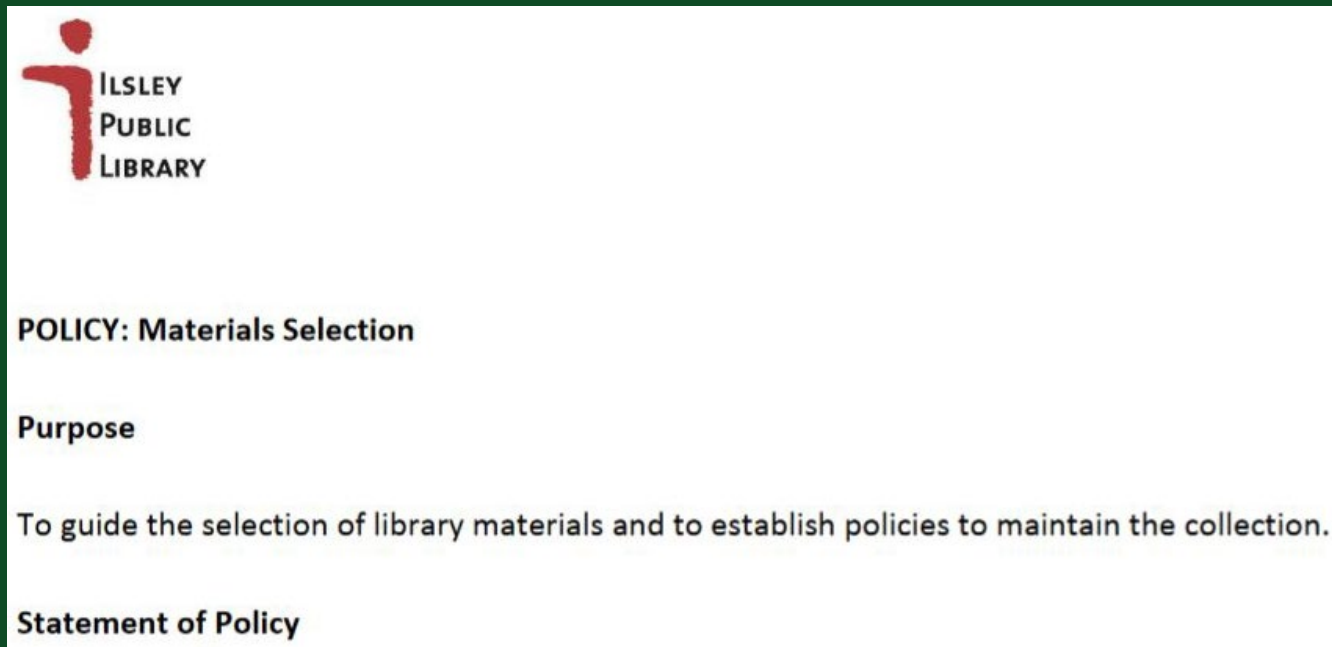
Resource Sharing: GMLC Consortium



The Green Mountain Library Consortium has provided a downloadable eBook and eAudiobook solution for Vermont public libraries for 15 years.

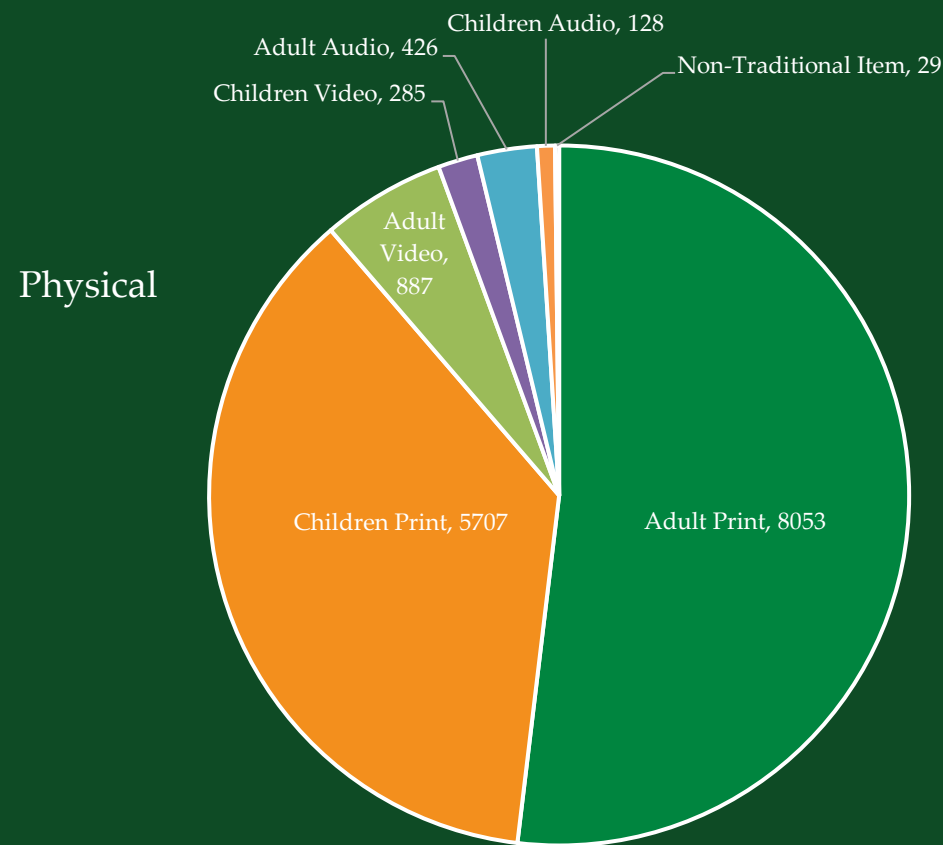
- 13,757 eBooks (not including over 20,000 Project Gutenberg public domain titles)
- 12,351 eAudiobooks
- 240,909 eBooks circulated in the last 12 months
- 388,732 eAudiobooks circulated in the last 12 months
- 156 Participating Libraries
- Library subscription costs based on number of registered patrons and circulation

Vermont Collection Data & Trends – Public Libraries



Library Boards work with library staff to develop collection development policies. Each public library locally controls its collection development policy and which titles are available to their community at the library.

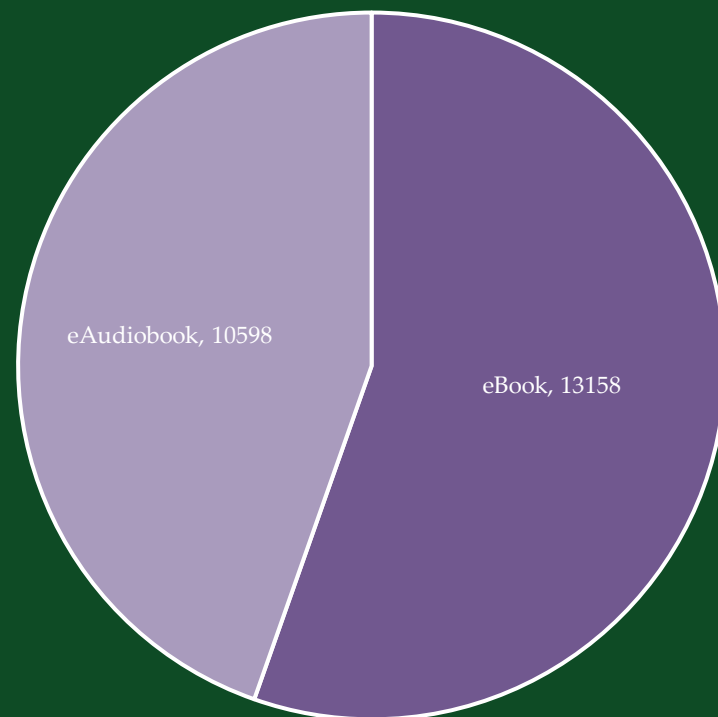
VT Public Library Data – Physical Materials Holdings



(Median library numbers)

VT Public Library Data – Electronic Holdings

(mostly consortial)

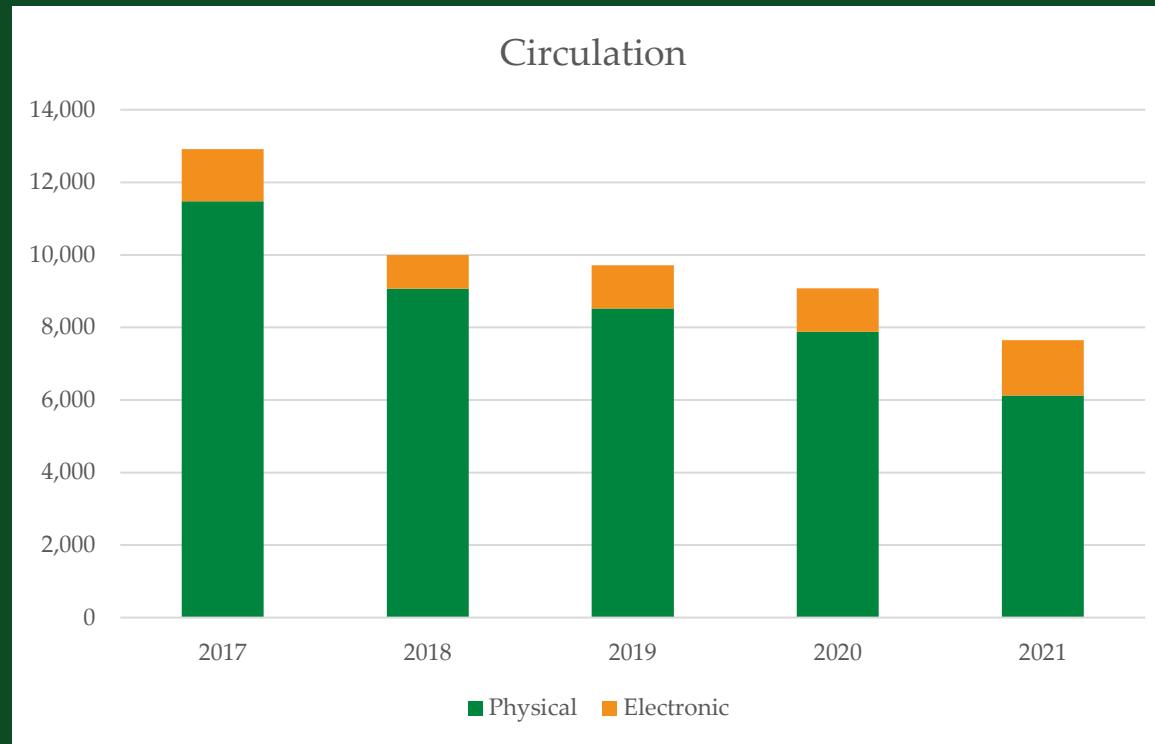


(Median library numbers)

VT Public Library Data – Median by Year

Report Year	Collection Expenses	Collections Expense per Capita	Physical Items in Collection	Physical Circulation	e-Circulation
2017	\$7,607	\$3.61	13,657	11,479	1,437
2018	\$9,123	\$3.83	14,095	9,075	921
2019	\$8,323	\$3.66	14,026	8,526	1,189
2020	\$8,653	\$3.48	14,168	7,881	1,202
2021	\$8,823	\$3.62	14,480	6,121	1,528

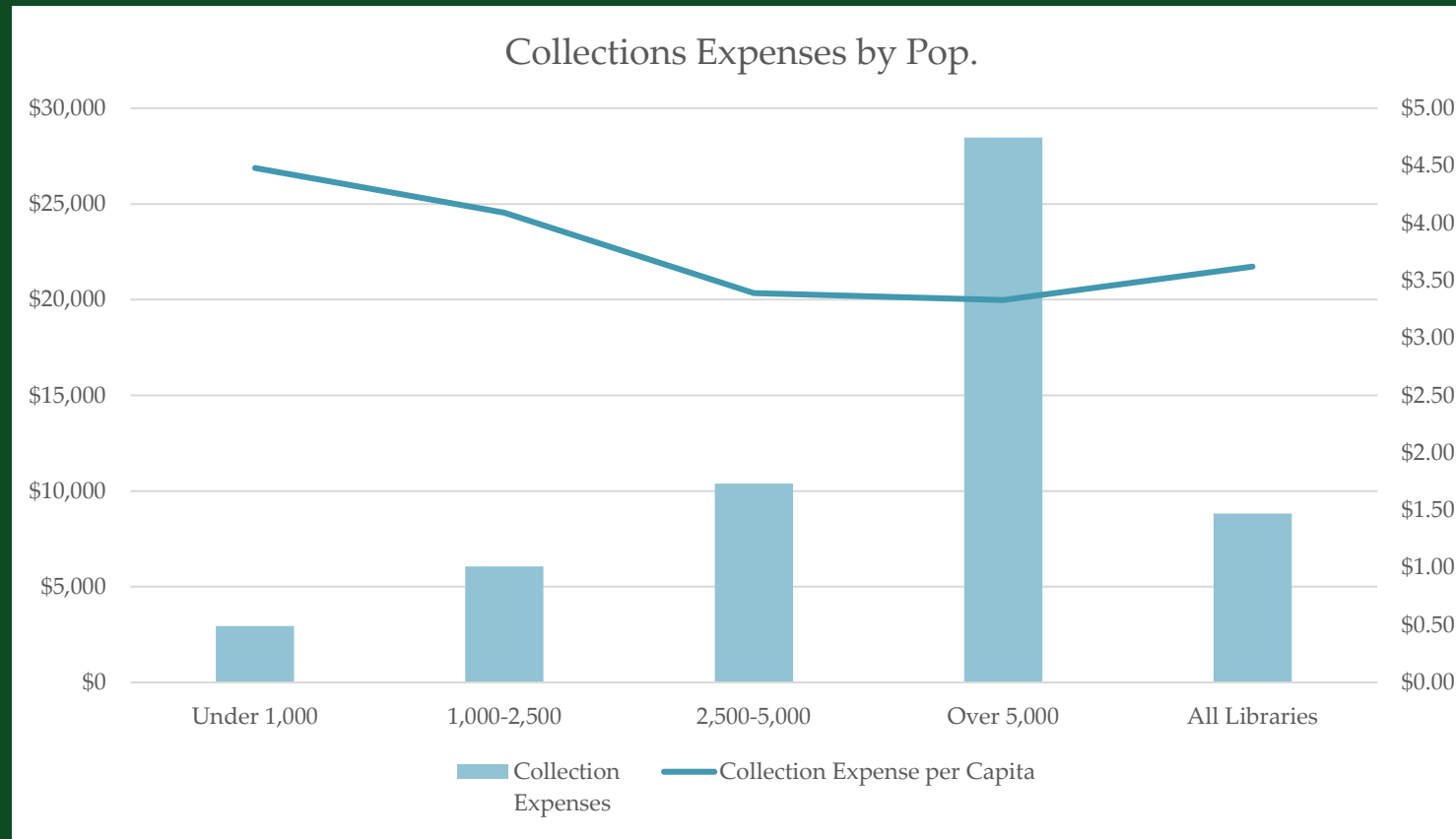
VT Public Library Data – Median by Year



VT Public Library Data – Median by Library Size (2021)

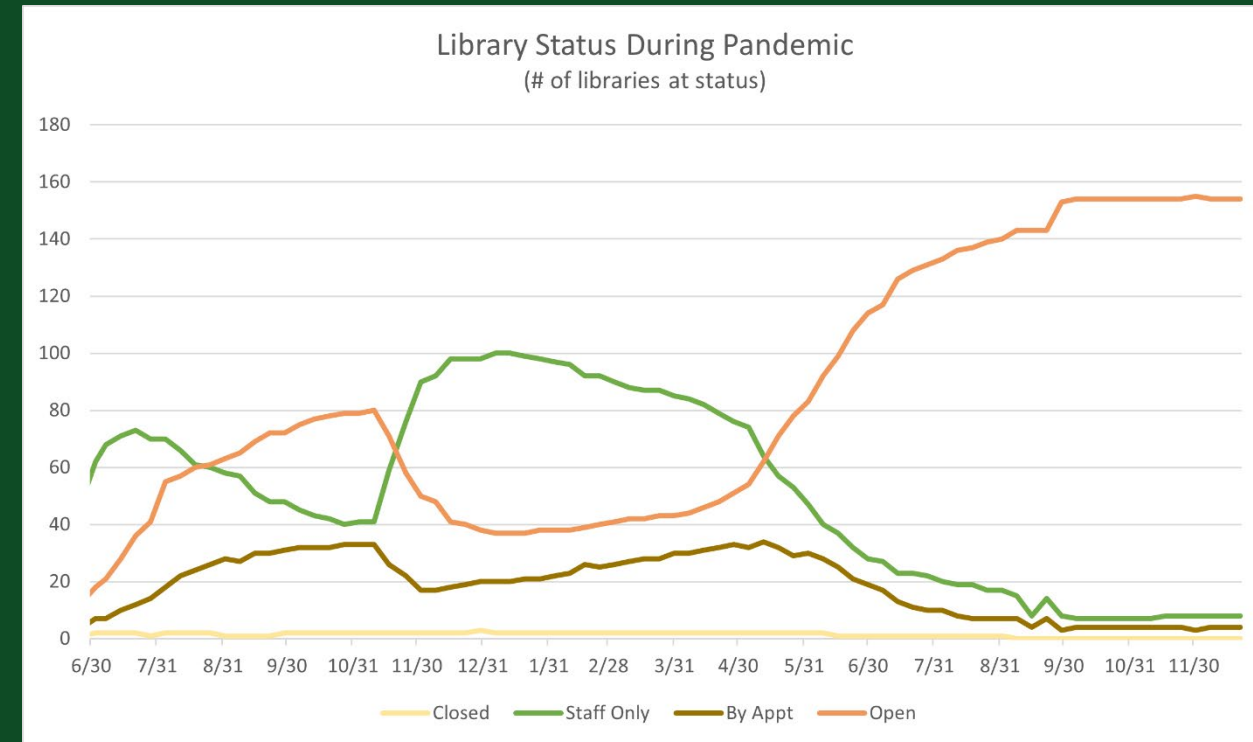
Library Size	Collection Expenses	Collection Expense per Capita	Physical Items in Collection	Physical Circ	e-Circ
Pop Under 1,000	\$2,947	\$4.48	7,466	1,885	657
Pop 1,000-2,500	\$6,056	\$4.09	11,108	3,686	1,027
Pop 2,500-5,000	\$10,394	\$3.39	17,657	9,618	2,601
Pop Over 5,000	\$28,472	\$3.33	40,445	23,996	8,709
All Libraries	\$8,823	\$3.62	14,480	6,121	1,528

VT Public Library Data – Median by Library Size (2021)



COVID19 Impact: Circulation of Materials

- Digital resource circulation increased
- Physical resource circulation decreased
 - Library closings
 - Reduced or no in-person browsing
 - Curb-side or front door service
 - Appointment-only or limited hours
 - Quarantining materials
 - Shipping delays
 - ILL continued, but courier system shut down for 6 weeks



COVID19 Impact: Increased Funding for Collections

IMLS ARPA Grants to Public Libraries:

- \$1,505,532
- 166 Public libraries received funds for purchases
- Grant Round 2 public libraries were encouraged to expand their EDI Collections

IMLS ARPA Grants to Consortia:

- \$200,000 GMLC eContent collections

VTLIB IMLS ARPA Funds:

- State library collections:
 - \$252,239 Palace Project eContent (perpetual licensing model)
 - \$10,720 Physical
- \$84,000 State institution collections

National Trends: Format Preference

Ebook Usage

- Increased from 25% to 30%
- Popular amongst the 18-29 age range (42%).

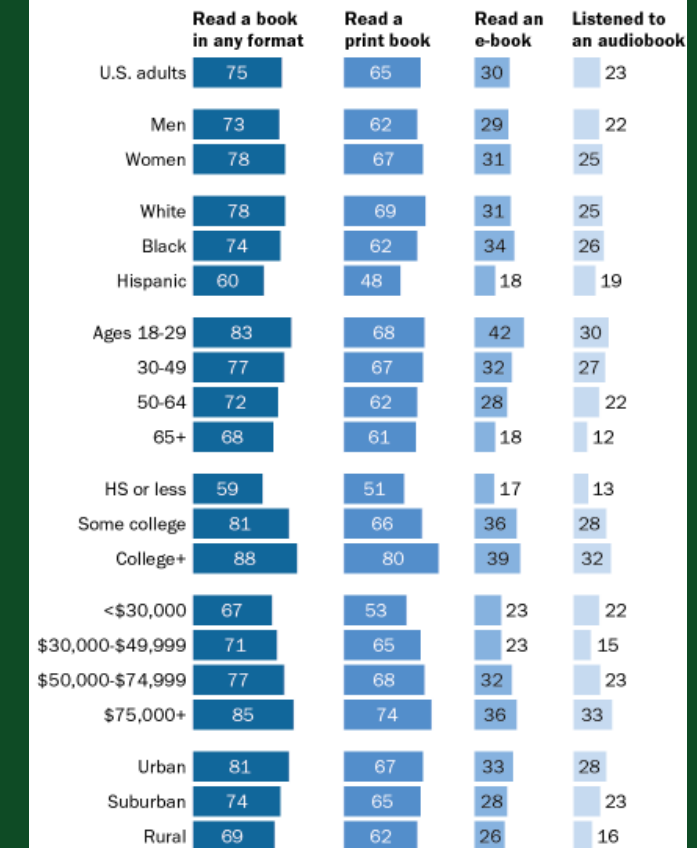
Audiobook Usage

- Adult users with an annual income of less than \$30,000 have increased from 14% to 22%.

33% have read both print and digital books in the past year.

College graduates especially likely to say they read books in any format

% of U.S. adults who say they have ____ in the previous 12 months



Note: Those who gave other answers or no answer are not shown. White and Black adults include those who report being only one race and are not Hispanic. Hispanics are of any race.

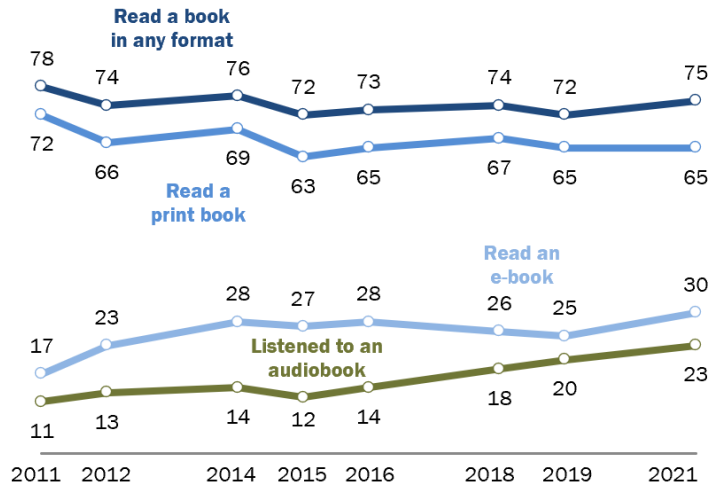
Source: Survey conducted Jan. 25-Feb. 8, 2021.

PEW RESEARCH CENTER

National Trends: Format Preference

Print books continue to be more popular than e-books or audiobooks

% of U.S. adults who say they have ____ in the previous 12 months



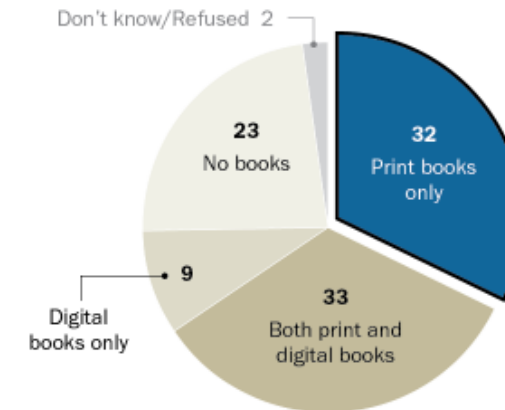
Note: Those who did not give an answer are not shown.

Source: Survey conducted Jan. 25-Feb. 8, 2021.

PEW RESEARCH CENTER

A third of Americans say they read both print and digital books in the past year

% of U.S. adults who say they have read ____ in the previous 12 months




Note: The "digital books" category includes both e-books and audiobooks.

Source: Survey conducted Jan. 25-Feb. 8, 2021.

PEW RESEARCH CENTER

Print books continue as the more popular format. 33% of US adults report reading print and eBooks in the last twelve months, and 9% report reading digital books only.

National Trends: High Cost of Digital Resources



SLJ's Average Book Prices

This table provides average list prices for books released in 2022, based on figures supplied by Follett and Baker & Taylor.

Children's Titles

	PUBLIC			SCHOOL			TOTAL		
HARDCOVER	Fiction	\$16.03	\$22.46	\$19.24					
	Nonfiction	\$17.57	\$21.86	\$19.71					
	Library Bind Nonfiction	\$23.16	\$29.05	\$26.11					
TRADE PAPERBACK	Fiction**	\$8.46	\$10.24	\$9.35					
	Nonfiction**	\$9.93	\$10.40	\$10.17					
	Mass-Market	\$8.36	n/a	\$8.36					

Young Adult (YA) Titles

	PUBLIC			SCHOOL			TOTAL		
HARDCOVER	Fiction	\$19.42	\$21.42	\$20.42					
	Nonfiction*	\$21.81	\$31.25	\$26.53					
TRADE PAPERBACK	Fiction**	\$12.63	\$14.00	\$13.32					
	Nonfiction**	\$17.11	\$17.76	\$17.44					
	Mass-Market	\$12.51	n/a	\$12.51					

Adult Titles

	PUBLIC			SCHOOL			TOTAL		
TRADE PAPERBACK	Fiction	\$28.23	\$28.05	\$28.14					
	Nonfiction*	\$30.23	\$29.72	\$29.97					
HARDCOVER	Fiction	\$18.71	\$19.81	\$19.26					
	Nonfiction	\$22.56	\$23.88	\$23.22					
	Mass-Market	\$8.70	n/a	\$8.70					

Graphic Novels***

PUBLIC	SCHOOL	TOTAL
\$19.34	\$21.18	\$20.26

* Excludes reference books
 ** Trade paperback numbers exclude mass-market paperbacks
 *** Combines hardcover and trade paperback

SOURCE: Public Library Data Source: Baker & Taylor | School Library Data Source: Follett School Solutions

The "Big 5" Publishers

- Hachette Book Group
- HarperCollins
- Macmillan Publishers
- Penguin Random House
- Simon & Schuster

Licensing

- \$50 - \$60 Two-year Library License
- \$12 - \$15 Consumer Purchase

SLJ's Average Book Prices. (2023). *School Library Journal*, 69(3), 34.
https://link.gale.com/apps/doc/A739108583/GPS?u=vol_m761c&sid=bookmark-GPS&xid=66fae827

National Rankings: Collection Expenditures and Holdings

Collections Expenditures			Print Materials			Audio Materials (physical)			Video Materials (physical)		
State	Rank	Spending per Capita	State	Rank	Items per Capita	State	Rank	Items per Capita	State	Rank	Items per Capita
Massachusetts	9	\$6.01	New York	1	4.86	Connecticut	5	0.23	Massachusetts	4	0.4
Connecticut	14	\$5.57	Massachusetts	2	4.74	Massachusetts	6	0.22	Vermont	5	0.39
New York	15	\$5.39	New Hampshire	3	4.25	New Hampshire	6	0.22	Connecticut	9	0.38
New Hampshire	25	\$4.70	Vermont	4	4.11	New York	10	0.2	New York	11	0.36
Vermont	31	\$4.25	Connecticut	6	3.77	Vermont	10	0.2	New Hampshire	12	0.32
Maine	37	\$3.56	Maine	12	3.33	Maine	21	0.15	Maine	15	0.28
Rhode Island	40	\$3.44	Rhode Island	18	2.99	Rhode Island	25	0.14	Rhode Island	18	0.27
National Average		\$4.51	National Average		2.17	National Average		0.13	National Average		0.22

Despite the decrease in physical collection use, total library collections (physical & digital) use reached a record high of 2.98 billion in 2019, growing 15.96% since 2013.

National Rankings – Circulation (2019 Data)

Total Circulation			Electronic Circulation			Children's Circulation		
State	Rank	Circs per Capita	State	Rank	Circs per Capita	State	Rank	Circs per Capita
Massachusetts	15	8.05	Massachusetts	18	1.12	Massachusetts	16	3
Connecticut	21	7.56	New Hampshire	21	1.06	Connecticut	21	2.7
New Hampshire	23	7.46	New York	31	0.91	New Hampshire	23	2.51
Maine	28	6.59	Rhode Island	35	0.89	Maine	24	2.5
Vermont	29	7.25	Connecticut	39	0.77	Vermont	25	2.36
Rhode Island	30	6.34	Vermont	40	0.75	Rhode Island	31	2.1
New York	35	5.7	Maine	49	0.47	New York	40	1.79
National Average		6.86	National Average		1.08	National Average		2.45

Resources:

- <https://wordrated.com/state-of-us-public-libraries/>
- https://www.ims.gov/sites/default/files/2021-05/fy2019_pls_tables_29_thru_43.xlsx
- <https://www.ims.gov/research-evaluation/data-collection/public-libraries-survey>
- <https://www.ims.gov/search-compare>
- <https://www.pewresearch.org/fact-tank/2022/01/06/three-in-ten-americans-now-read-e-books/>
- https://libraries.vermont.gov/services/news/public_statistics

Questions?

Thanks!

