


## FiberConnect Library Speed Tests

1. To further assess the status of the FiberConnect project, the Vermont Department of Libraries would like to collect speed data from all 43 participating libraries. We ask you to conduct speed tests at least two times on two days each week (same days and times). Try to select days and times when you believe that Internet use is consistently high. For example, conduct tests at 10:00 AM and 4:00 PM every Tuesday and Friday. Please record speed data from your library at a page on the Vermont Department of Libraries website, found here: <http://libraries.vermont.gov/fiberconnectspeedtest> .
2. You'll enter all the identifying information on the form as well as speed test data. To obtain the data concerning the speed of your connection, click on the link to the "Speedtest.net" website (see below):

vermont.gov > libraries >

 **Department of Libraries**  
Agency of Administration

VERMONT.gov  
official state website

Search

Librarian Links State Employee Links General Public Links

Home  
Find Books and More  
Services for Vermont Libraries  
Vermont State Library  
Law and Government Publications  
Library for the Blind and Physically Handicapped  
Online Resources Library  
Find Vermont Libraries  
About Us  
Contact Us

### VT FiberConnect Speed Testing

Libraries on the VTLIB wide area network (WAN) conduct speed tests on a weekly basis. As they become available, the results of these tests will be made available on the [VT FiberConnect page](#).

Speed tests are conducted on the [Speedtest.net website](#). **Click Here**

**Library \***  
[- Select -]  
FiberConnect Library Name

**Test Date \***  
Year [ ] Month [ ] Day [ ]  
Test date

**Test time \***  
hour [ ] : minute [ ] [ ] am [ ] pm

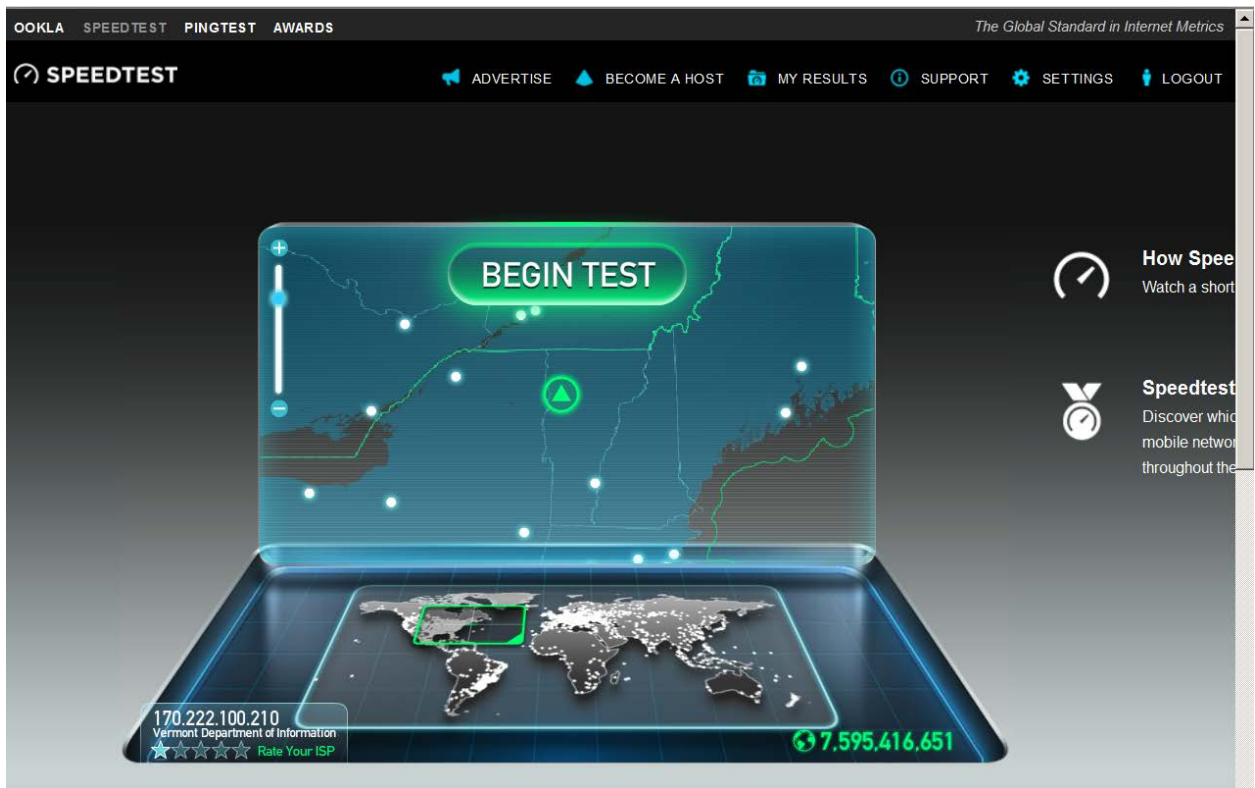
**Download Speed (Mbps) \***  
[ ]

**Upload Speed (Mbps) \***  
[ ]

**Email address \***  
[ ]  
A confirmation of your submission will be sent to this email address

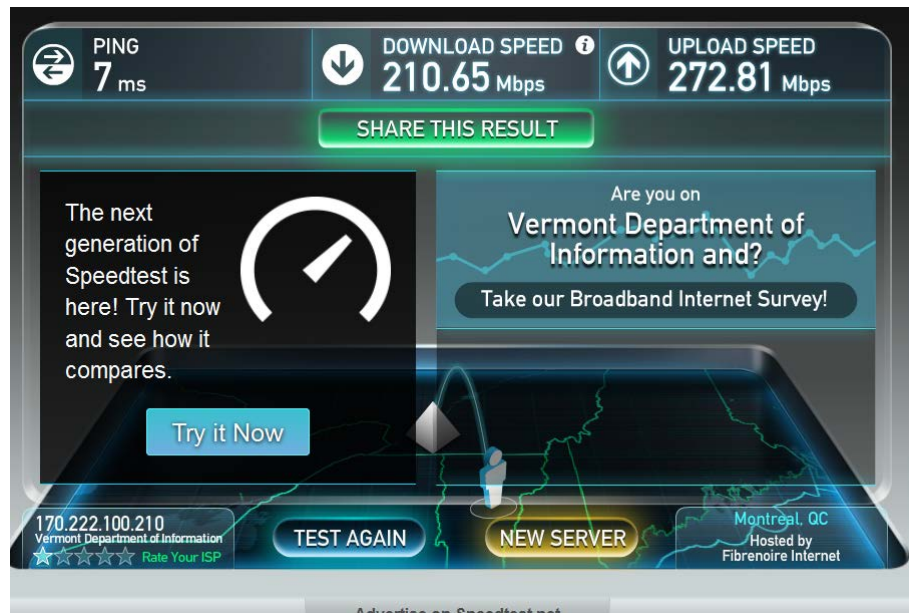
**Notes**  
[ ]

3. That link will bring up this website:



4. Click on BEGIN TEST.

5. When the test is completed, your results will be displayed.



7. Make note of both “download speed” and “upload speed” and return to the tab or window that displays the form where you started in step 2.
8. Record the download and upload numbers from the speed test on the form, complete all other parts of the form and click on the Submit button.
9. Test results for all libraries on the VTLIB WAN will be posted at least quarterly on the VT FiberConnect web page: <http://libraries.vermont.gov/fiberconnect>

If you need assistance in conducting the test or recording the test data, please contact Rob Geiszler (802-786-2734 [rob.geiszler@state.vt.us](mailto:rob.geiszler@state.vt.us)) or Michael Roche (802-748-3428 [michael.roche@state.vt.us](mailto:michael.roche@state.vt.us)).

If you would like to discuss the reasons for the test or how you might use the data in your library and community -- or other FiberConnect issues, please contact Sheila Kearns (802-828-6952 [sheila.kearns@state.vt.us](mailto:sheila.kearns@state.vt.us))