Programming at Vermont Libraries

VERMONT
DEPARTMENT OF LIBRARIES

Today's Presentation

- Vermont Programming Data
- Programming Data Comparisons
- Factors That Affect Programming
- Summer Programming Spotlight

VERMONT
DEPARTMENT OF LIBRARIES

Number of Programs Hosted by VT Libraries by Age (2021)

TOTAL NUMBER OF PROGRAMS: 9,831

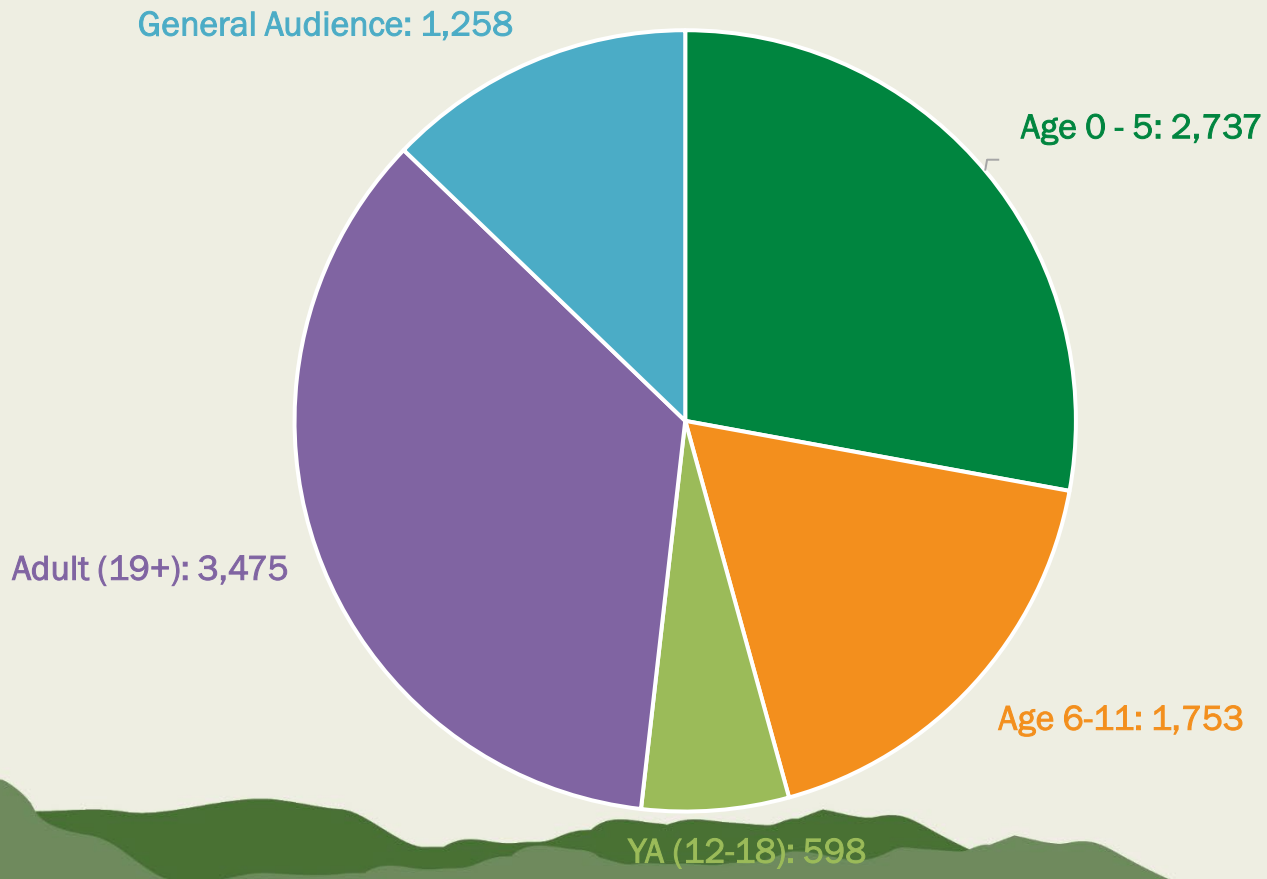

VERMONT
DEPARTMENT OF LIBRARIES

Number of Programs Hosted by VT Libraries by Format (2021)

TOTAL NUMBER OF PROGRAMS: 9,831

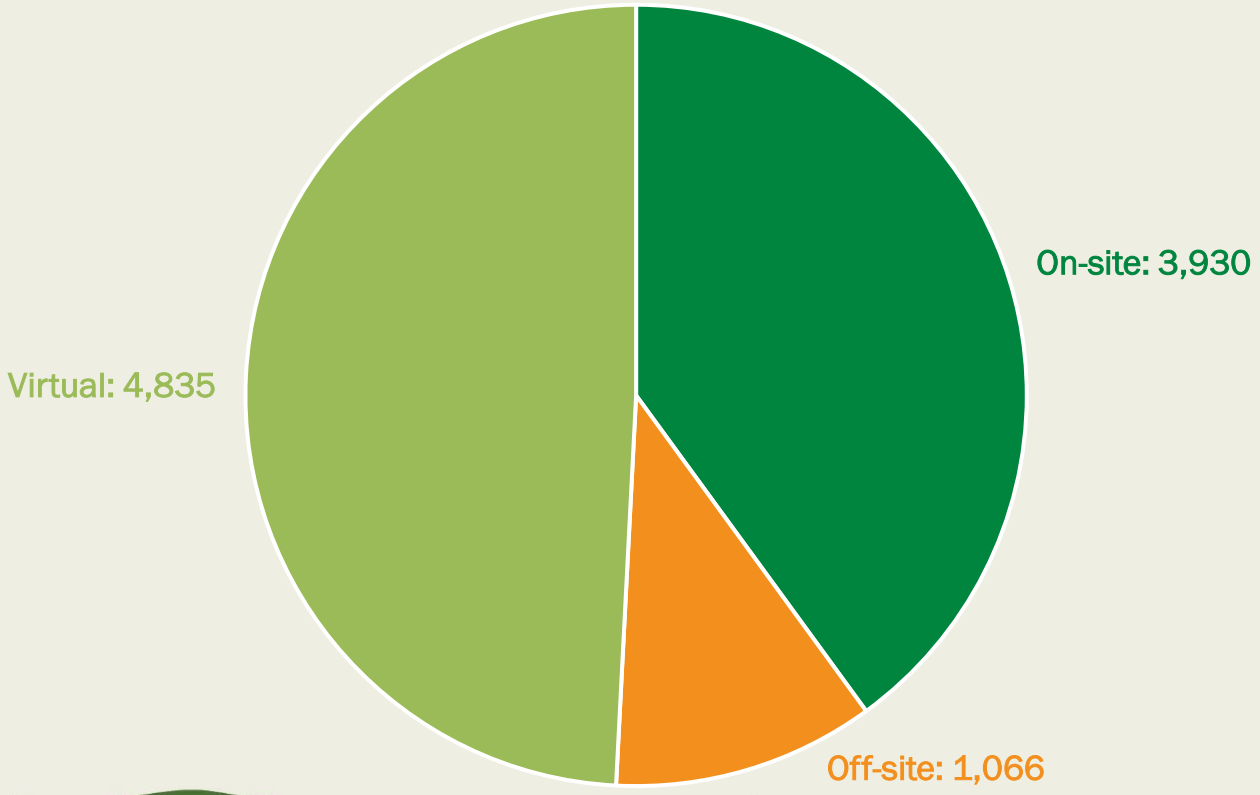

VERMONT
DEPARTMENT OF LIBRARIES

Number of Attendees of VT Library Programs by Age (2021)

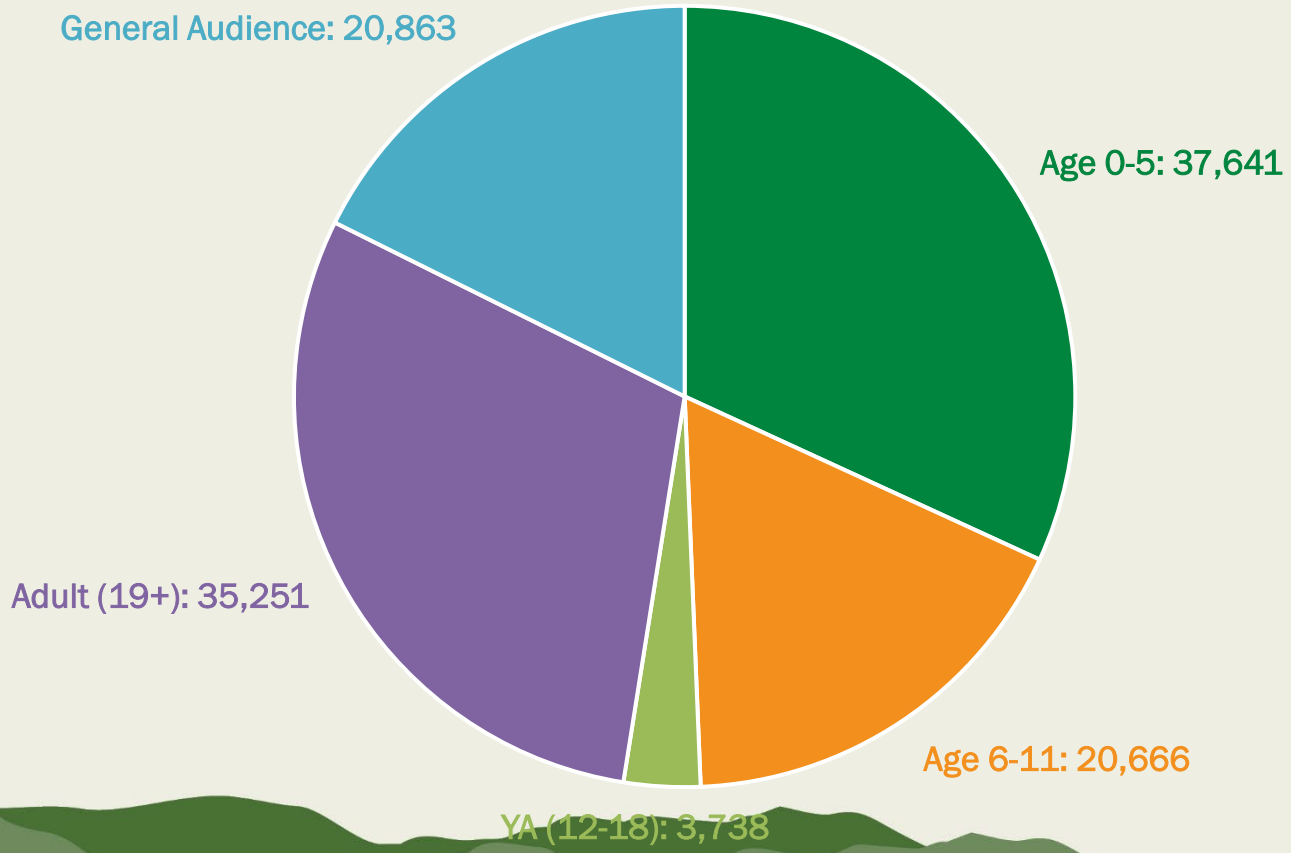

TOTAL NUMBER OF PROGRAM ATTENDANCE: 118,151

VERMONT
DEPARTMENT OF LIBRARIES

Number of Attendees of VT Library Programs by Format (2021)

TOTAL NUMBER OF PROGRAM ATTENDANCE: 118,151

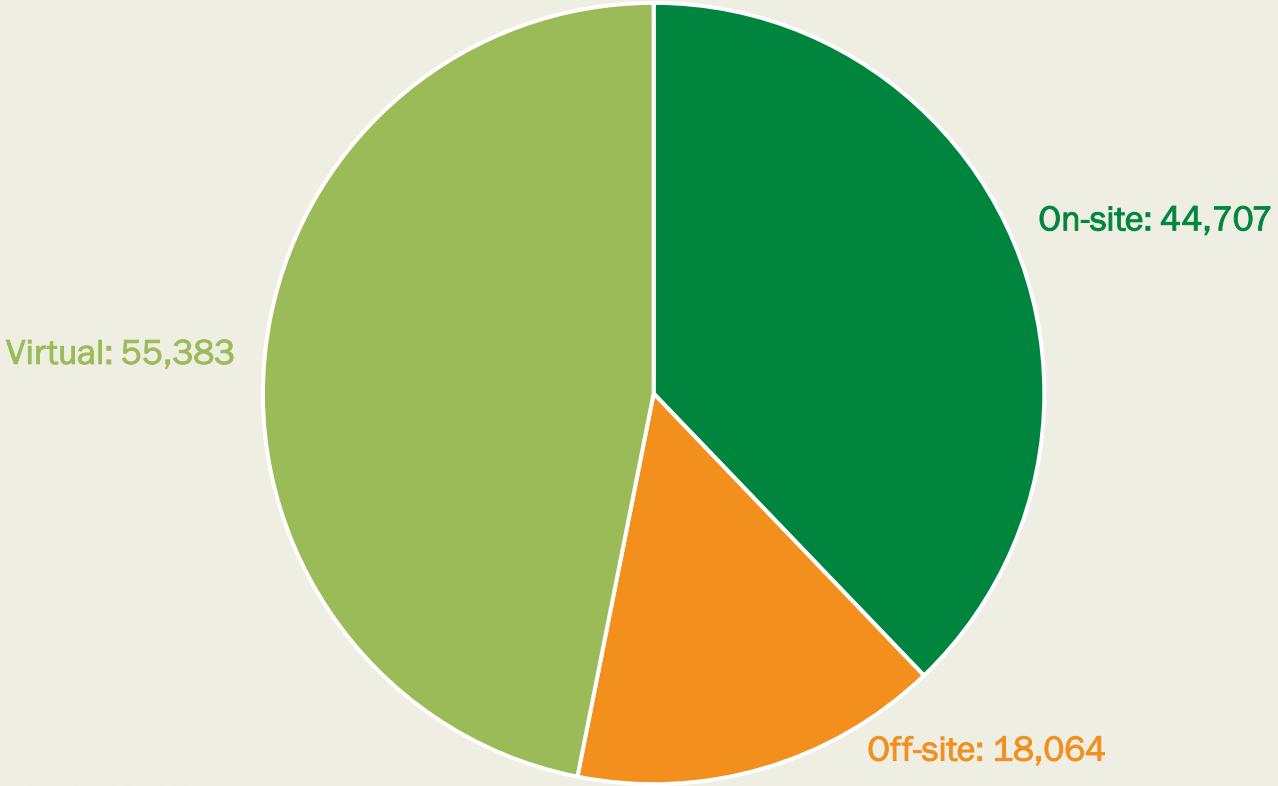

VERMONT
DEPARTMENT OF LIBRARIES

National Program Offering Comparison (2020)

Vermont ranks **#1** in number of programs offered **per capita** for adults and children.

VERMONT
DEPARTMENT OF LIBRARIES

National Program Attendance Comparison (2020)

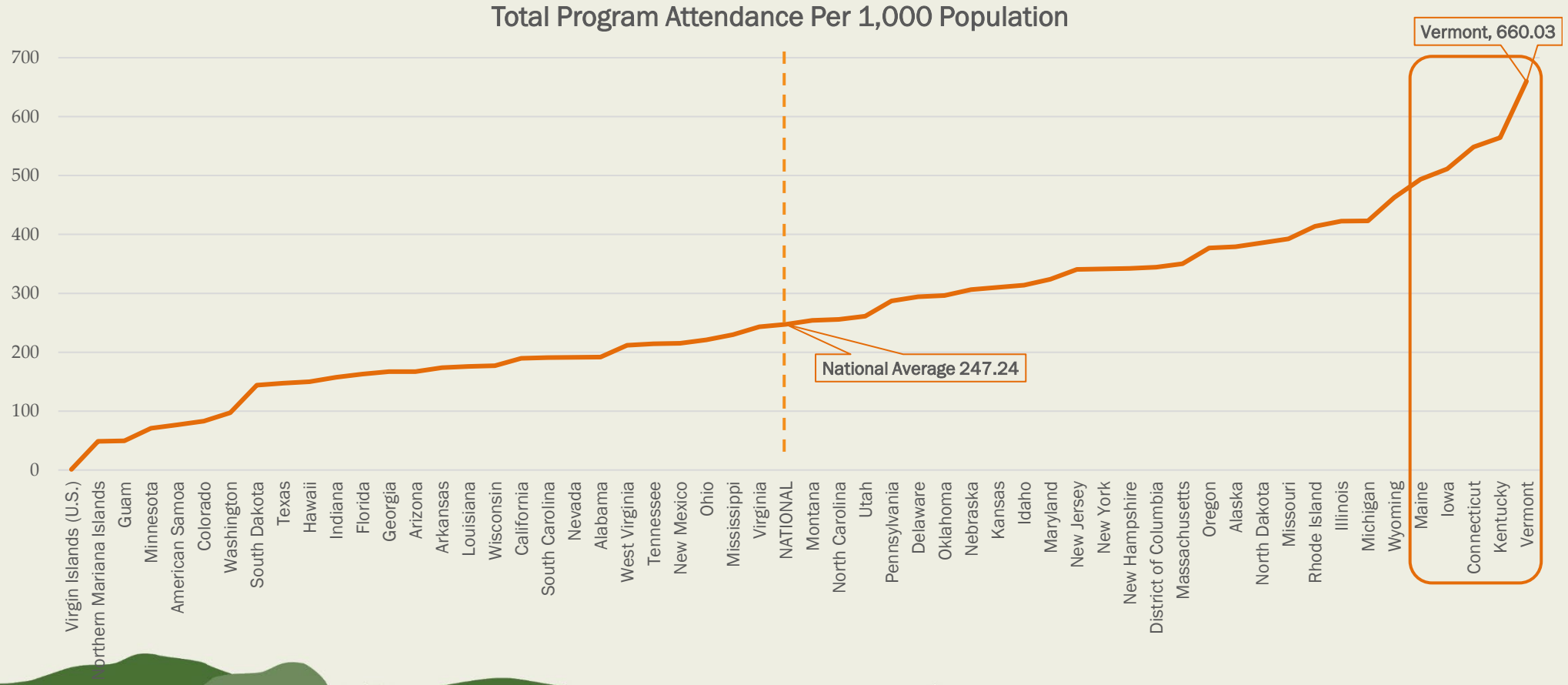

Vermont ranks **#1** in **per capita** attendance for adult and children's programming.

VERMONT
DEPARTMENT OF LIBRARIES

YA Programs Comparison (2020)

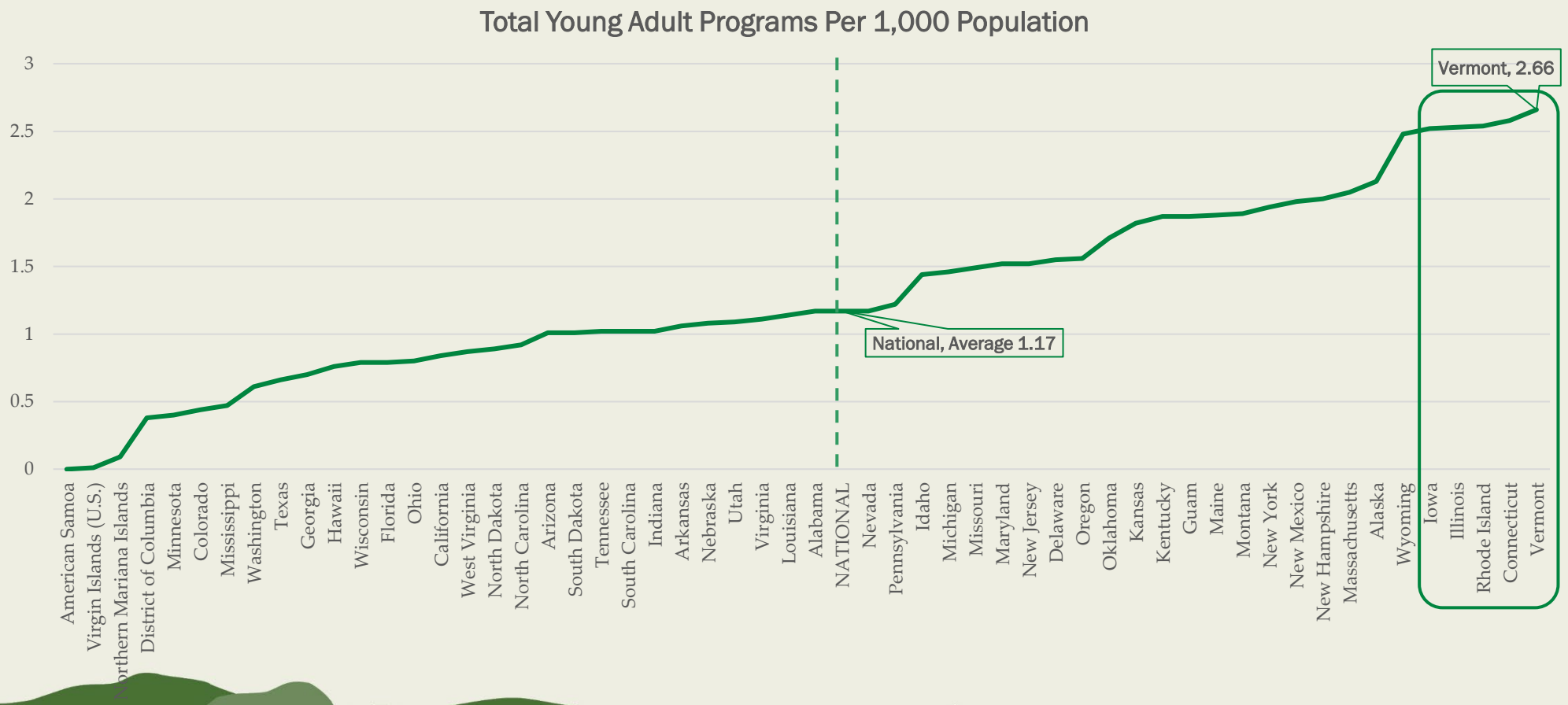

Vermont ranks **#1** in number of program offering **per capita** for young adult programming.

VERMONT
DEPARTMENT OF LIBRARIES

YA Program Attendance (2020)

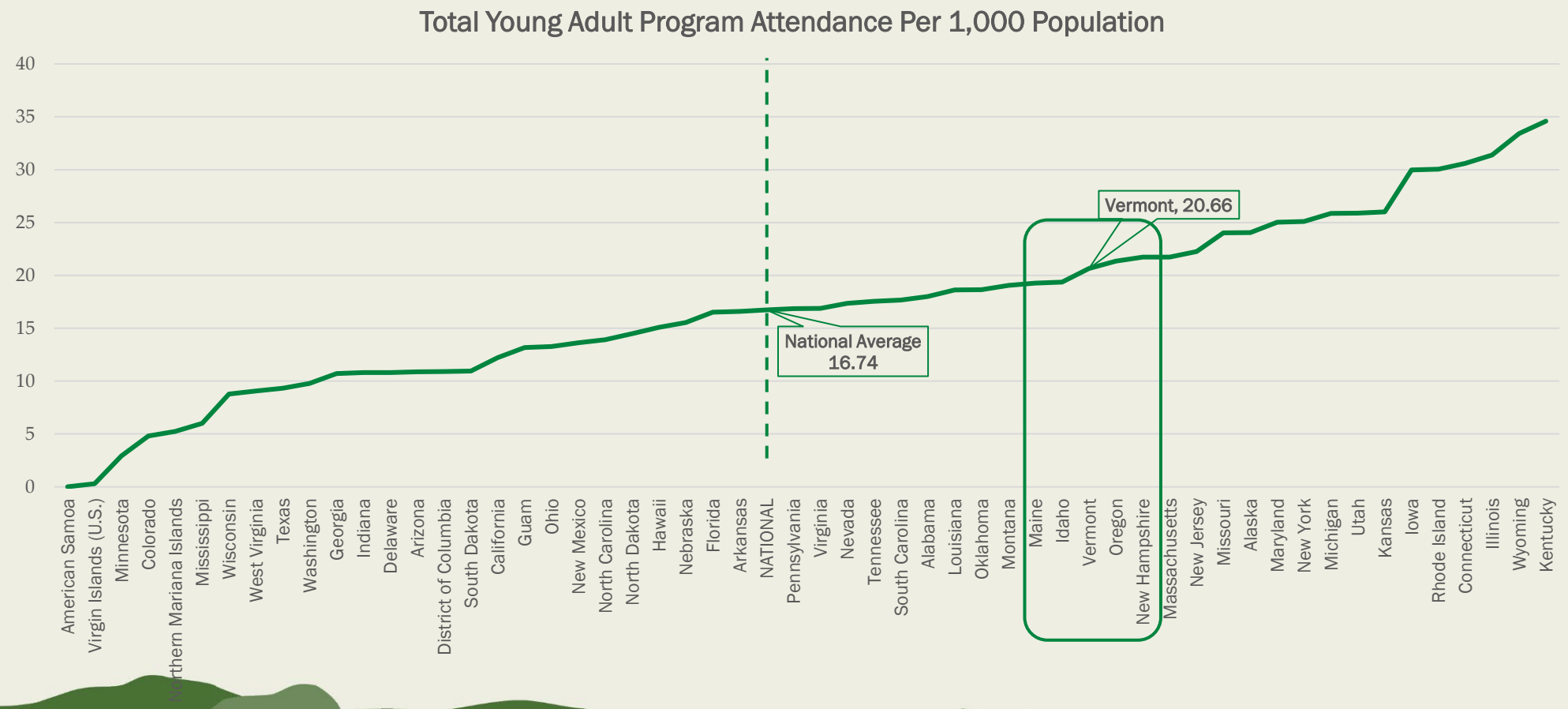

Vermont ranks **#18 in per capita** attendance for young adult programming.

VERMONT
DEPARTMENT OF LIBRARIES

Factors That Affect Programming

National Impact of Library Public Programs Assessment

VERMONT
DEPARTMENT OF LIBRARIES

Areas of Consideration

- Dedicated program spaces (indoor/outdoor)
- Flexible spaces/movable furniture
- Budget
- Staff capacity
- Expertise in or access to people with expertise in
  - Digital literacy
  - Early literacy
  - Teen programming
  - EDIA programming

VERMONT
DEPARTMENT OF LIBRARIES

Summer Programming Spotlight

VERMONT
DEPARTMENT OF LIBRARIES

2022 Summer Programming at Vermont Libraries

- 131 of the 134 libraries who submitted the summer programming survey offered some kind of summer reading program
- 143 libraries received $300 Summer Programming grants

VERMONT
DEPARTMENT OF LIBRARIES

Highlights and Testimonials

We always have a huge impact on our community. Summer Reading highlights the good work that rural libraries do in their communities - the offering of free and accessible activities, community partnerships and happy, engaged kids is what it is all about. (Westford Library)

Our shelves were more depleted this summer than I ever recall. So much traffic through our doors. It was almost more than we could stay on top of. A good problem to have!

(Richmond Free Library)

This is the first time our library has had a summer reading program since before the pandemic. It was wonderful to see patrons get enthused about it, including our adult participants. (Waterville Town Library)

VERMONT
DEPARTMENT OF LIBRARIES

Highlights and Testimonials

Many people see how engaging and welcoming our library is to all age groups and we are a true community partner for much more than books.

(Alice M. Ward Memorial Library)

Since we were able to present our summer reading line-up of activities in our local school system, a number of children who had never visited came to the library with caregivers and signed up for library cards. A number of these families have remained active in the fall, volunteering, attending programs, and checking out materials. (Carpenter-Carse Library)

We tripled our summer reading participation in this year. In addition, our book circulation for children and youth dramatically increased this past summer as compared to pre-pandemic numbers.

(Cutler Memorial Library)

VERMONT
DEPARTMENT OF LIBRARIES

Highlights and Testimonials

Tunbridge Library

Burnham Memorial Library

Latham Memorial Library

Guilford Library

VERMONT
DEPARTMENT OF LIBRARIES

Data Sources

- Vermont Public Library data is from the result of 2021's annual state-wide library survey: https://libraries.vermont.gov/sites/libraries/files/PublicLibraries/Statistics/Report_Spreadsheets/PLS_Summary_2021.pdf
- State benchmarking data is from the Institute of Museum and Library Service's 2020 Public Library Survey Benchmarking: https://www.imls.gov/pls-benchmarking-tables
- National Impact of Library Public Programs Assessment

VERMONT
DEPARTMENT OF LIBRARIES